

HIV/AIDS Among Hispanics/Latinos in SC

Hispanic/Latino Strategic Roundtable

June 4, 2008

Tony Price

STD/HIV Division



References

SC data slides

Data provided by SC DHEC Surveillance Division

Slides developed by Lynda Kettinger, MPH,
Senior Program Consultant, SC DHEC STD/HIV Division

NASTAD slides

Originally presented by Francisco Ruiz, MS,
National Alliance of State and Territorial AIDS Directors (NASTAD)
in his presentation, “The Time Is Now: The Latino HIV/AIDS Epidemic”
at the NASTAD Annual Meeting, May 6, 2008

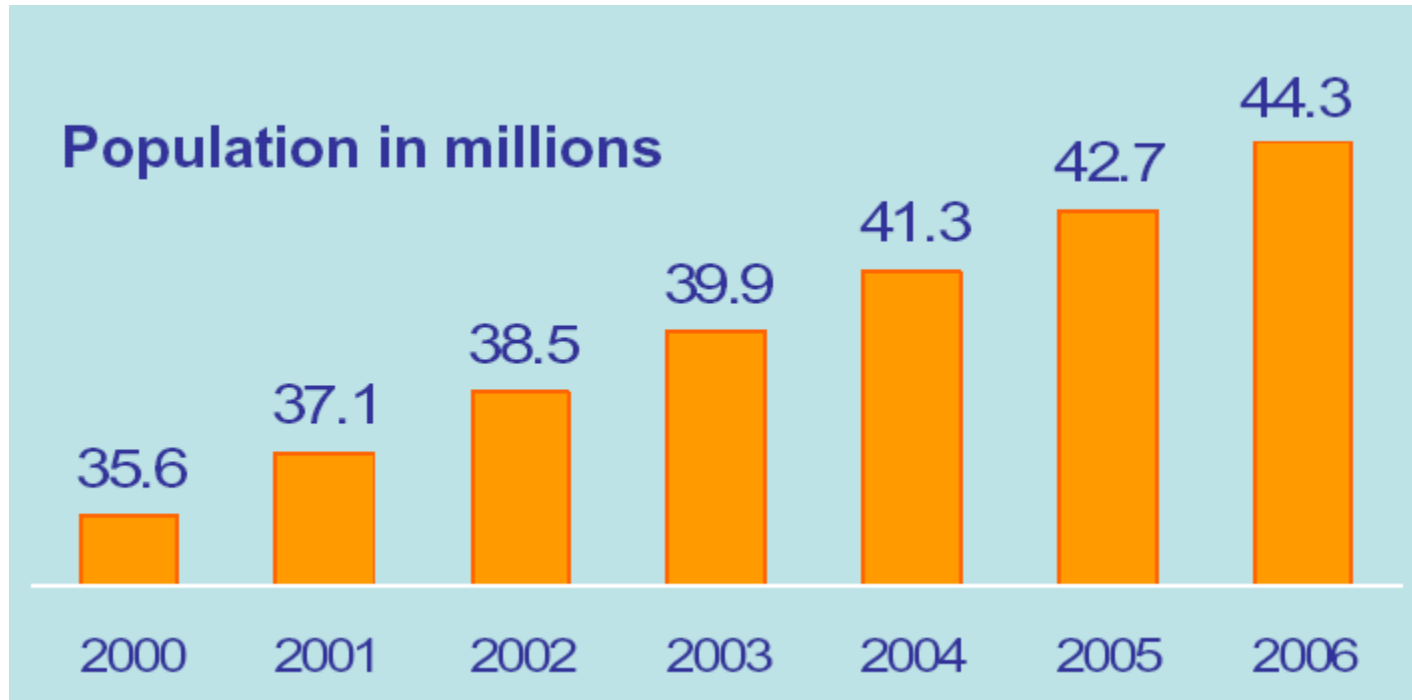
Top Five States by Hispanic Growth Rate 2000 to 2006

(For states with 100,000 or more Hispanics in 2006)

Rank	State	Growth Rate (percent)
1	Arkansas	60.9
2	Georgia	59.4
3	South Carolina	57.4
4	Tennessee	55.5
5	North Carolina	54.9

Source: U.S. Census

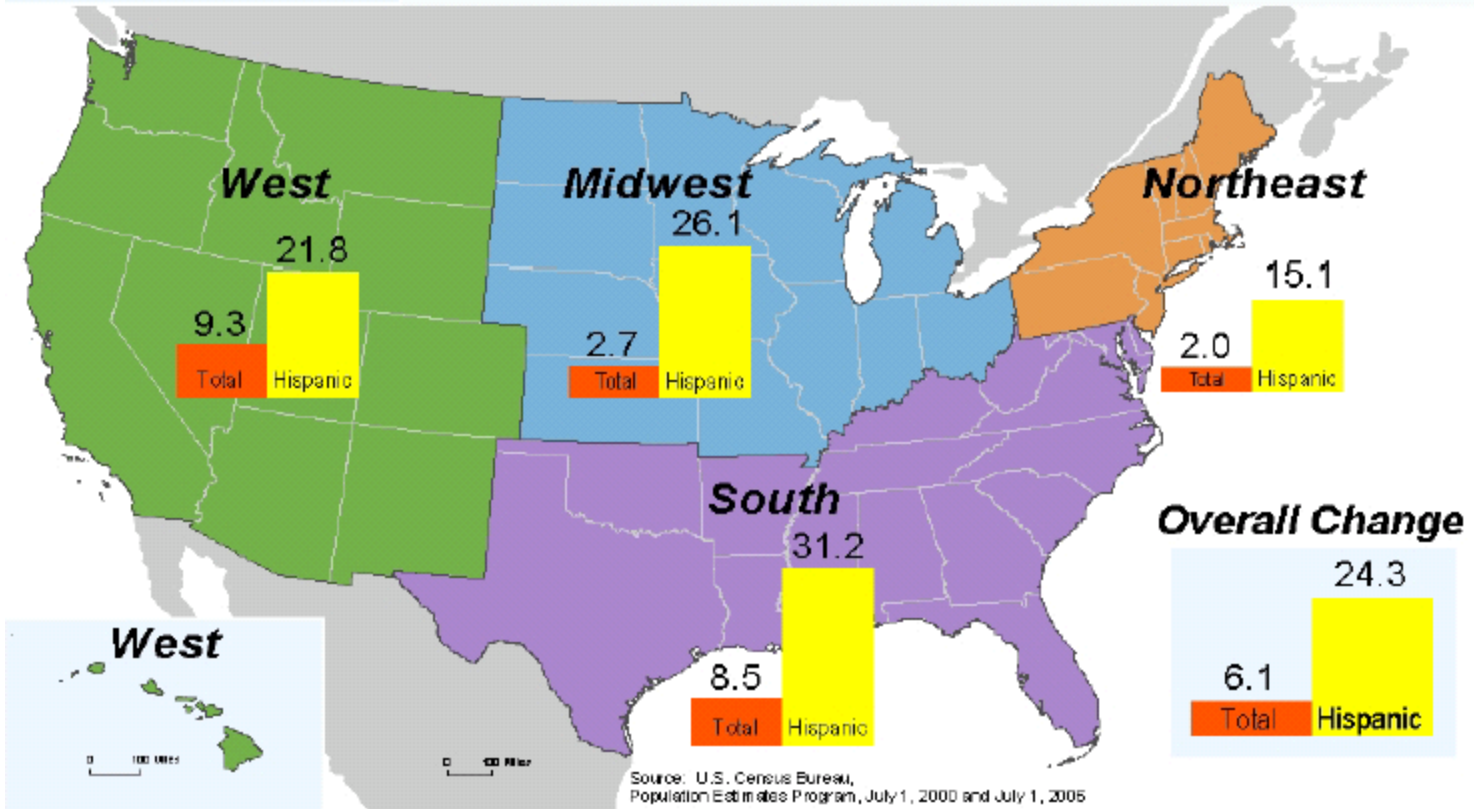
Hispanic Population: 2000 to 2006



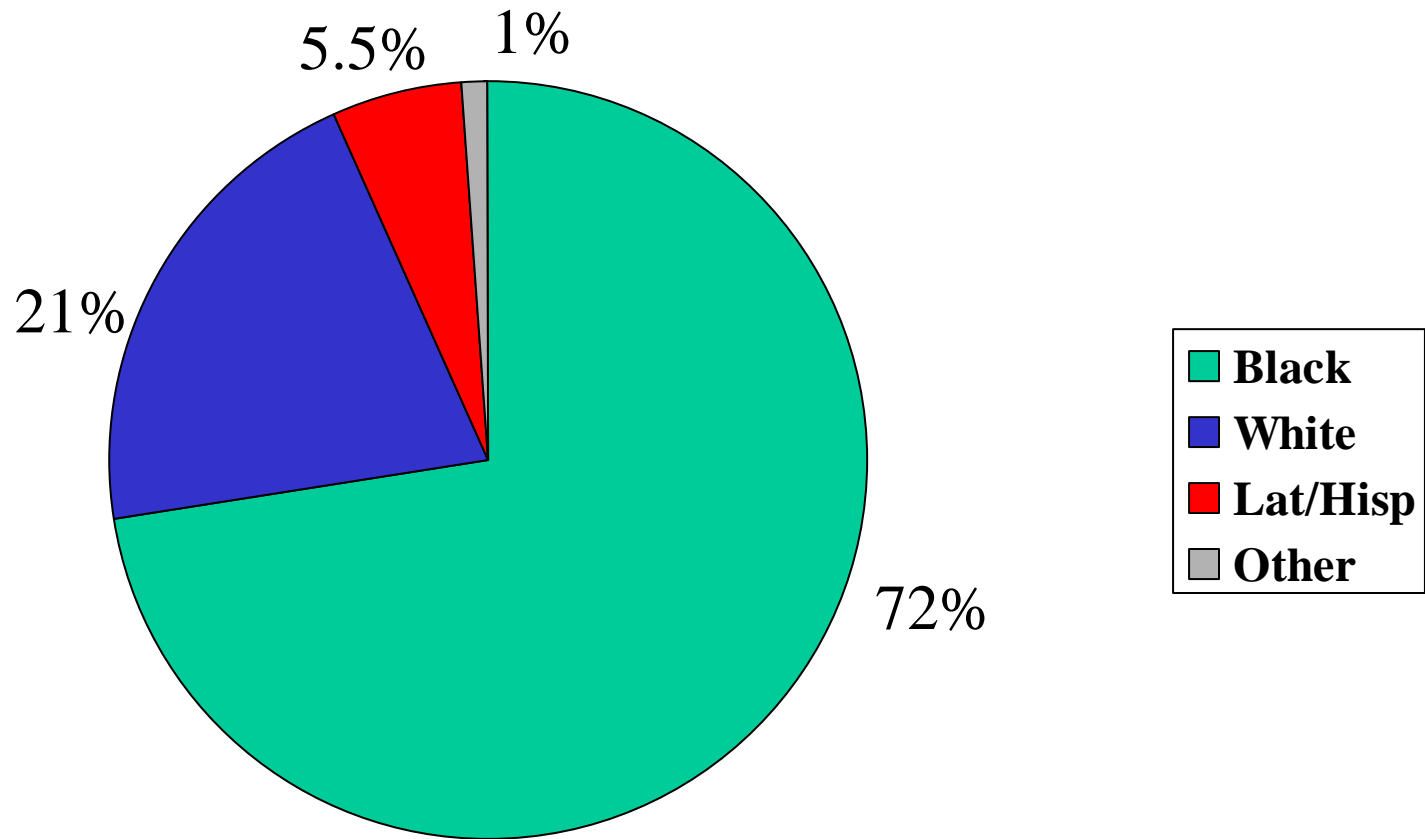
Source: U.S. Census Bureau, Population Estimates July 1, 2000 to July 1, 2006



Percent Change in Population by Region 2000 to 2006 Hispanic or Latino



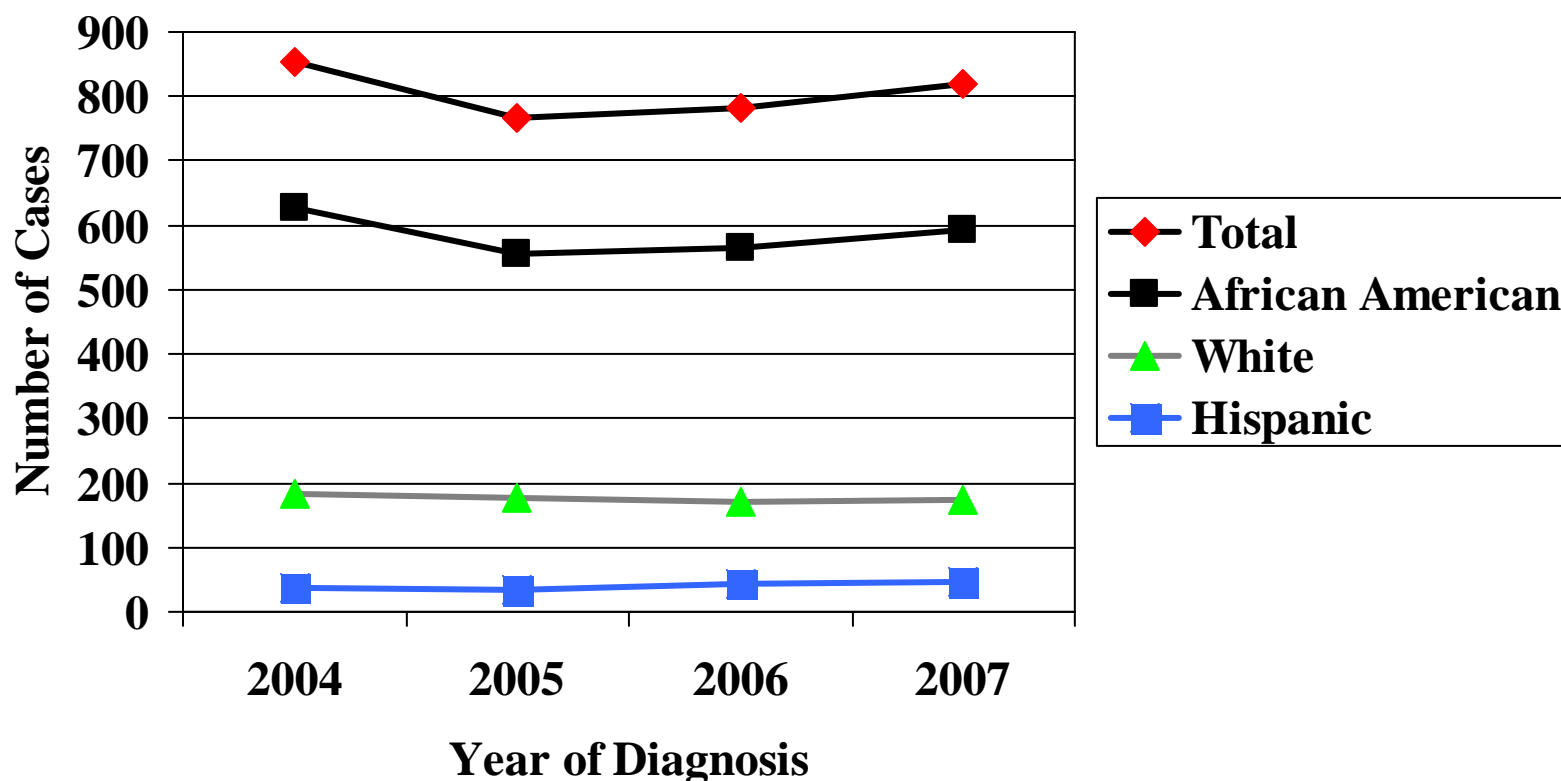
New HIV/AIDS Diagnoses in SC by Race/Ethnicity, 2006/2007



N= 1,602

Source: SC HARS. Data are preliminary. %'s are rounded up.

Number of New HIV/AIDS Cases Diagnosed in South Carolina by Race, 2004 – 2007*



Latinos/Hispanics were 4% of total cases in 2004, and 5.5% in 2007.

*Source: SCDHEC HARS. 2007 data are preliminary.

Number and Proportion of SC HIV/AIDS Diagnoses among Hispanic Males by Transmission Category, 2005/2006

Transmission Category	Number	Percent
Male to Male Sex (MSM)	15	29%
Heterosexual	6	12%
Injecting Drug Use	* (3 or fewer)	*
No Risk Reported*	30	58%

Source: SC HARS

Number and Proportion of SC HIV/AIDS Diagnoses among Hispanic Females by Transmission Category, 2005/2006

Transmission Category	Number	Percent
Heterosexual	10	71%
Injecting Drug Use	* (3 or fewer)	*
No Risk Reported*	4	29%

Source: SC HARS

Estimated Persons Living with HIV/AIDS in SC Receiving Care by Race/Ethnicity, 2006

Race/Ethnicity	Not In Care		In Care	
	#	%	#	%
White	1754	47%	2003	53%
Black	4792	44%	6125	56%
Hispanic*	218	60%	147	40%

Source: SC HARS. In Care = CD4 or Viral Load Test done in 2006.

*Hispanics are less likely to be in HIV care. More linkage-to-care outreach is needed.

Challenges and Vulnerabilities

- Immigration issues
 - Status - Marginalization
 - Isolation from family and country of origin
 - High mobility
- Socioeconomic status
 - Poverty
 - Education level
 - Racism
- Health status
 - Access to care
 - Cultural and linguistic competency
- Stigma
- Weak or fragmented community-based capacity
- Rigid gender roles and expectations

Opportunities and Resilient Factors

- Machismo
 - *Exaggerated masculinity*
- Familismo
 - *An emphasis on the family*
- Media
- Culture pride
- Religion
- Youthfulness
- Sports

NASTAD's Latino Advisory Committee 2008 Priorities and Goals

- Strengthen NASTAD's Latino Advisory Committee
- Improve community awareness and leadership
- Promote community partnerships
- Improve access to prevention, care, treatment services for Latinos
- Examine research initiatives
- Cultivate international relationships

Health Departments at the forefront of the Latino HIV/AIDS Epidemic

- Strengthen partnerships with local key Latino stakeholders in effort to increase mobilization, awareness, and community-based capacity
- Increase Health Department's capacity to address cultural and linguistic competency by actively recruiting and retaining Latino staff
- Enhance opportunities for professional development of current Latino staff members and provide outlets for promotions to senior level positions
- Support efforts around the National Latino HIV/AIDS Awareness Day (NLAAD) – October 15
- Encourage health department staff to participate in national conferences and meetings focusing on Latino communities

Health Departments at the forefront of the Latino HIV/AIDS Epidemic

- Organize regional/state Latino-specific forums to better assess the current strengths and gaps in serving the local Latino community
- Identify opportunities to support local and national research
- Include Latino-focused sessions at local/state Health Department conferences and trainings
- Assure that Health Departments are actively participating in local and national Latino-focused initiatives
- Inquire on how your state can participate in NASTAD's Latino Advisory Committee

Summary

- Among those diagnosed with HIV/AIDS in 2007 in S.C. (45 total), 5.5% were Latino/Hispanic
 - 73% were male (33)
 - 27% were female (12)
- Among Hispanic Males diagnosed with HIV/AIDS during 2005/2006, 29% were MSM – a much lower proportion than the U.S. estimates of 60%.
- Among Hispanic Females, 71% were exposed through heterosexual transmission.
- Number of new cases diagnosed each year appears to be stable.